



DUAL PUMP FACILITY

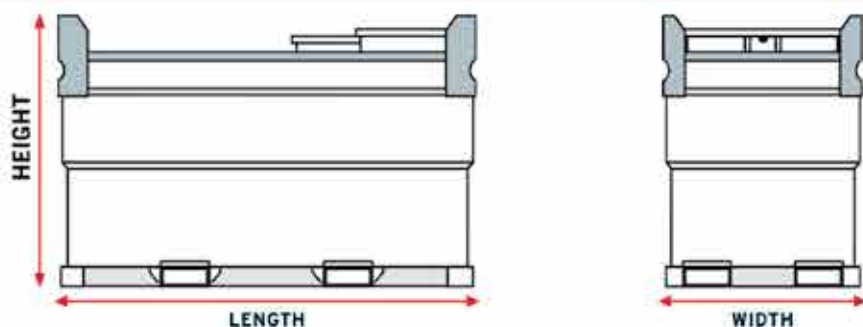
The special design of the Transcube 'Global' allows fitting of a hand pump as well as an electric pump in the area under the lockable hatch.



THE TRANSCUBE GLOBAL RANGE



TRANSCUBE GLOBAL DIMENSIONS



TRANSCUBE GLOBAL SPECIFICATIONS

MODEL	CAPACITY			DIMENSIONS Inches/(mm)			WEIGHT LBS/(Kg)	
	LITRES	US GALLONS	IMP. GALLONS	LENGTH	WIDTH	HEIGHT	EMPTY	FULL
05TCG	500	132	110	45 1/4" (1155mm)	45 1/4" (1155mm)	33" (838mm)	965LBS (437KG)	1901LBS (862KG)
10TCG	1000	264	220	45 1/4" (1155mm)	45 1/4" (1155mm)	52" (1320mm)	1118LBS (508KG)	2994LBS (1358KG)
20TCG	2000	528	440	86 1/4" (2190mm)	45 1/4" (1155mm)	52" (1320mm)	1825LBS (828KG)	5574LBS (2528KG)
30TCG	3000	792	660	90 1/2" (2300mm)	59 1/8" (1500mm)	52" (1320mm)	2153LBS (972KG)	7765LBS (3522KG)
50TCG	4700	1240	1035	90 1/2" (2300mm)	90 1/2" (2300mm)	52" (1320mm)	3567LBS (1618KG)	12235LBS (5550KG)

TRANSCUBE GLOBAL OPTIONAL PUMPS AND FITTINGS

<p>Electric transfer pump kits with 12' delivery hose, nozzle, 15' power cord, mounted ready for use on Transcube mounting bracket with suction kit. P/N M150SAUK 15 GPM/12 Volt P/N M3025SAUK 25 GPM/12 Volt P/N M1115SAUK 12 GPM/15 Volt P/N M3120SAUK 20 GPM/15 Volt P/N M3130SAUK 30 GPM/15 Volt</p>	<p>3/4" Semi rotary hand pump (1/4 turn) available as feed line primer w/O.D. or fuel transfer pump with manual nozzle. <ul style="list-style-type: none"> Primer Pump w/Quick Connect #K1P Transfer Pump w/12' Hose & Manual Nozzle # K1N </p>
<p>Mechanical fuel meters with liter display. P/N 807CLMK 3/4" Flow Meter P/N 807CLL 1" Flow Meter</p>	<p>Auto shut off nozzle. P/N 110121-8 3/4" Flow P/N 806005-1 1" Flow</p>
<p>Feed and return assemblies c/w feed, down tube check valve, strainer and return port. <ul style="list-style-type: none"> 1/2" # RN08KT 3/4" # RN12KT 1" # RN16KT </p>	<p>Arctic Fuel Delivery Hose: 15', 25' and 50' or custom lengths available. <ul style="list-style-type: none"> 3/4" # 62675 1" # 626100 </p>
<p>Engine feed/return hose assembly c/w male/female couplers available in 1/4, 3/8, 1/2, 3/4 and 1". Hose length sized to suit your application. P/N FR0620KT 1/2" x 20' Dual Hose Kit with Couplers</p>	<p>Road tow trailers for the Transcube range of fuel tanks. P/N RT10 Road Tow Trailer for 10TCG P/N RT20 Road Tow Trailer for 20TCG P/N RT30 Road Tow Trailer for 30TCG</p>
<p>CUSTOM SKID OPTIONS A variety of options to fit your application. P/N SK1-5000G Skid with bollards for 50TCG shown.</p>	<p>LIFTING HARNESS Wire rope or chain c/w self locking safety hooks, and single point top yoke. Available for all Transcube sizes. P/N CLH10TCG Chain Sling for 10TCG P/N CLH20/30TCG Chain Sling for 20TCG and 30TCG</p>

STANDARD COLOUR - CREAM WHITE

COLOUR OPTIONS



Ph: 780.955.3305 Fx: 780.955.2260
 Email: tanks@grizzlypower.com



TRANSCUBE PRODUCT SPECIFICATIONS 2014



ENVIRONMENTALLY AWARE

In compliance with environmental protection measure, the Transcube 'Global' features a **CONTAINMENT TANK CAPACITY OF 110%** of the inner tank. All connection ports, pumps, hoses, nozzles, etc., are housed within this containment area.



MAINTAINING STANDARDS

The Transcube 'Global' is fabricated with 11 gauge (3mm) mild steel to comply with United Nations 'Standardized Means of Containment' guidelines. Standard fitting includes 3" fusible fill port, contents gauge, pressure/vacuum vents, 1" pump feed connection, 1/2" feed and return line connections for generator, and inspection manhole.



MODEL SHOWN 10TCG

QUALITY STANDARD



USER FRIENDLY FEATURE

Equipped with removable and flexible dip pipes for ease of maintenance and customized set up.



TRANSPORTABLE

The Transcube 'Global' range complies with the stated code. **'ALL FUEL TANKS (450 LITRES OR GREATER) MUST COMPLY WITH US/DOT and or TRANSPORT CANADA REQUIREMENTS (TDG Reg. 5.6b) and UNITED NATIONS (INTERMEDIATE BULK CONTAINER) STANDARDS.'**



UN COMPLIANT



MULTIPLE FUELING

The Transcube 'Global' has the capacity to run feed/return lines up to 3 diesel engines at a time.



MODEL SHOWN 30TCG

INNOVATIVE DESIGN

90 1/2" (2.3m) total length on 20TCG and 30TCG models allows transportation across truck bed, inside ISO shipping containers, or in standard dry vans.

The optimal height of 52" allows for stacking inside high cube containers and dry vans, and is a comfortable working height during use.




REDUCING YOUR STORAGE NEEDS

The Transcube 'Global' is approved for stacking 2 high full and 3 high empty, helping to reduce your storage space requirements.



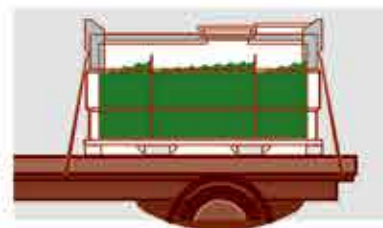
MODEL SHOWN 30TCG

THE TRANSCUBE 'GLOBAL' FEATURES AND BENEFITS



110% BUNDED TANK

110% containment tank capacity to ensure environmental protection compliance.



BAFFLED INNER TANK FOR TRANSPORTING

Internal baffles to prevent surge during transport.



INNOVATIVE CORNER BRACKETS

Tank can be both lifted and secured using the innovative combination lifting eye / tie down corner bracket.



GALVANIZED FRAME WORK

Galvanized corner brackets, framework, hatch and manway cover for added protection for tank and paintwork.



FUEL LINE SECURITY FEATURE

Fuel line feed and return hoses through letter box opening means the lid can be left closed and locked even when in use, providing extra security.



MANEUVERABILITY

Forklift pockets are on all 4 sides for ease of maneuvering.



OPTIMUM LOGISTICS

You can transport:

- 10TCG x 48 units
 - 20TCG x 28 units
 - 30TCG x 20 units
 - 50TCG x 14 units
- on a 53' deck or 'high cube dry van'.